

BC856BS

PNP GENERAL PURPOSE DUAL TRANSISTORS

VOLTAGE	65 Volt	POWER	150 mWatt
----------------	----------------	--------------	------------------

FEATURES

- General purpose amplifier applications
- Collector current $I_c = 100\text{mA}$
- Lead free in compliance with EU RoHS 2011/65/EU directive
- Green molding compound as per IEC61249 Std. . (Halogen Free)

MECHANICAL DATA

- Case: SOT-363, Plastic
- Terminals: Solderable per MIL-STD-750, Method 2026
- Approx. Weight: 0.0002 ounces, 0.006 grams.
- Marking :56S

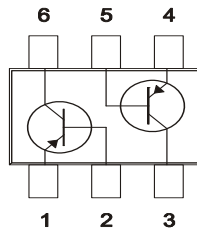
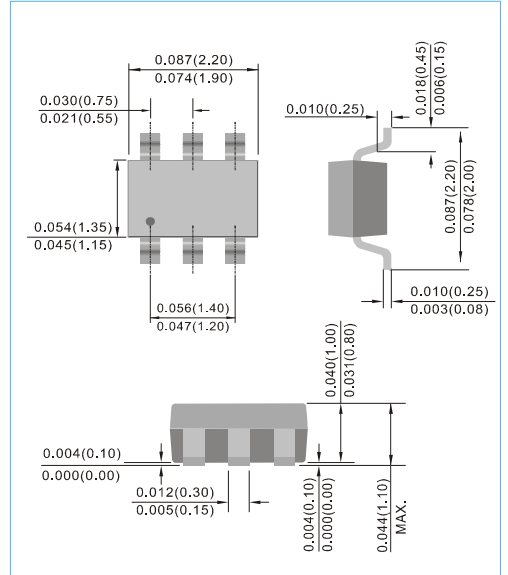


Fig.53

SOT-363 Unit : inch(mm)



ABSOLUTE RATINGS

Parameter	Symbol	Value	Units
Collector - Emitter Voltage	V_{CEO}	-65	V
Collector - Base Voltage	V_{CBO}	-80	V
Emitter - Base Voltage	V_{EBO}	-5.0	V
Collector Current - Continuous	I_c	-100	mA

THERMAL CHARACTERISTICS

Parameter	Symbol	Value	Units
Max .Total Power Dissipation	P_{TOT}	150	mW
Operating Junction Temperature and Storage Temperature range	T_J, T_{STG}	-55 to 150	°C

BC856BS

ELECTRICAL CHARACTERISTICS

Parameter	Symbol	Test Condition	MIN.	TYP.	MAX.	Units
Collector - Emitter Breakdown Voltage	$V_{(BR)CEO}$	$I_C = -10\text{mA}$	-65	-	-	V
Collector - Base Breakdown Voltage	$V_{(BR)CBO}$	$I_C = -10\mu\text{A}, V_{EB} = 0$	-80	-	-	V
Emitter - Base Breakdown Voltage	$V_{(BR)EBO}$	$I_E = -1.0\mu\text{A}$	-5.0	-	-	V
Collector-Base Cutoff Current	I_{CBO}	$V_{CB} = -30\text{V}, I_E = 0$	-	-	-15	nA
DC Current Gain	h_{FE}	$I_C = -2.0\text{mA}, V_{CE} = -5\text{V}$	220	-	475	-
Collector - Emitter Saturation Voltage	$V_{CE(SAT)}$	$I_C = -10\text{mA}, I_B = -0.5\text{mA}$ $I_C = -100\text{mA}, I_B = -5.0\text{mA}$	-	-	-0.3 -0.65	V
Base - Emitter Saturation Voltage	$V_{BE(SAT)}$	$I_C = -10\text{mA}, I_B = -0.5\text{mA}$	-0.6	-	-0.9	V
Collector capacitance	C_{CB}	$V_{CB} = 10\text{V}, I_E = 0\text{A}$	-	1.9	-	pF
Emitter Capacitance	C_{EB}	$V_{EB} = 0.5\text{V}, I_C = 0\text{A}$	-	11	-	pF
Gain-Bandwidth Product	f_T	$V_{CE} = -5\text{V}, I_C = -10\text{mA}$ $f = 100\text{MHz}$	100	-	-	MHz

BC856BS

ELECTRICAL CHARACTERISTICS CURVE

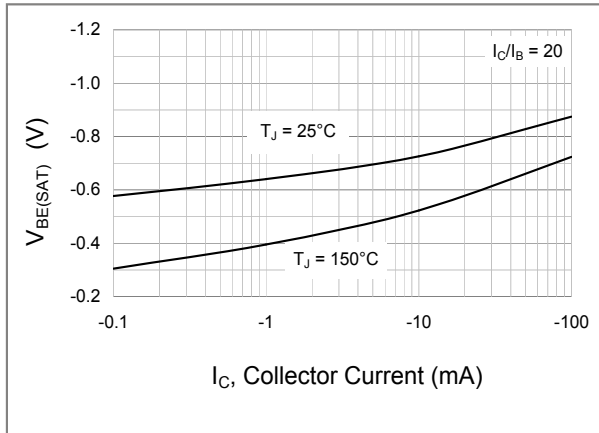


Fig.1 Base-Emitter Saturation Voltage VS Collector Current

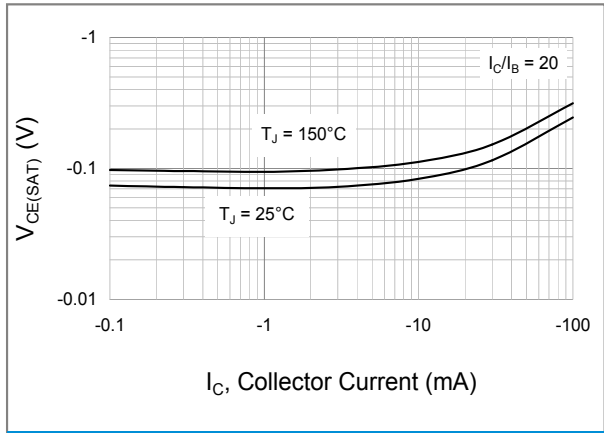


Fig.2 Collector-Emitter Saturation Voltage VS Collector Current

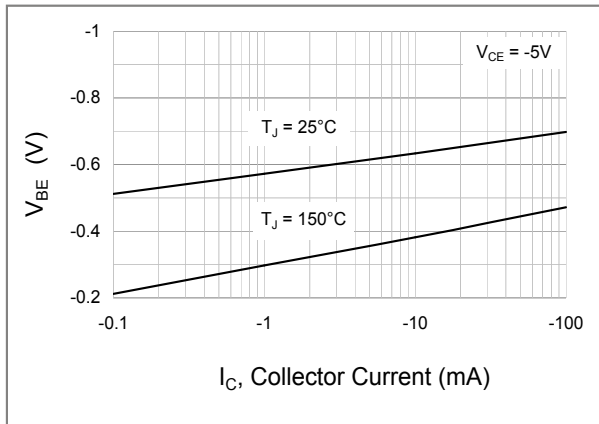


Fig.3 Base-Emitter Voltage VS Collector Current

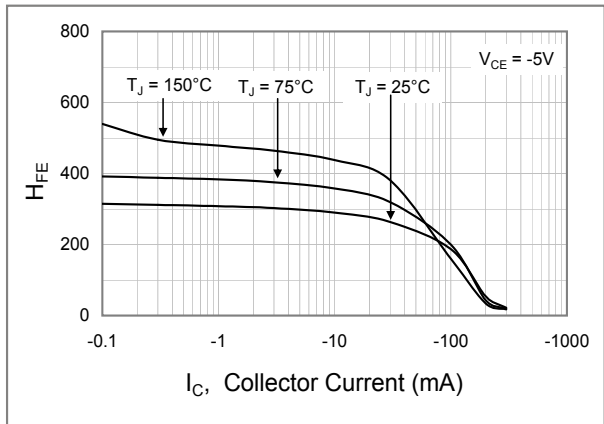


Fig.4 Typical DC Current Gain VS Collector Current

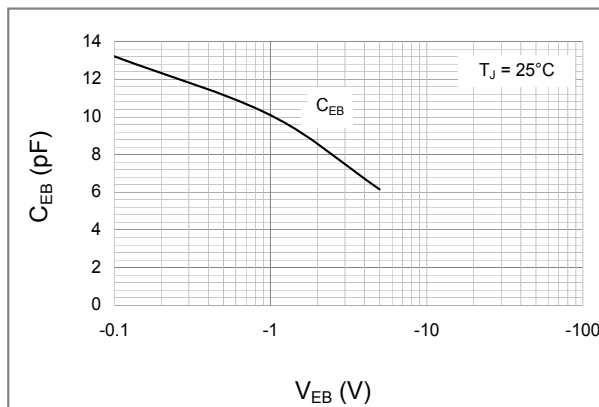


Fig.5 Emitter Capacitance VS Emitter-Base Voltage

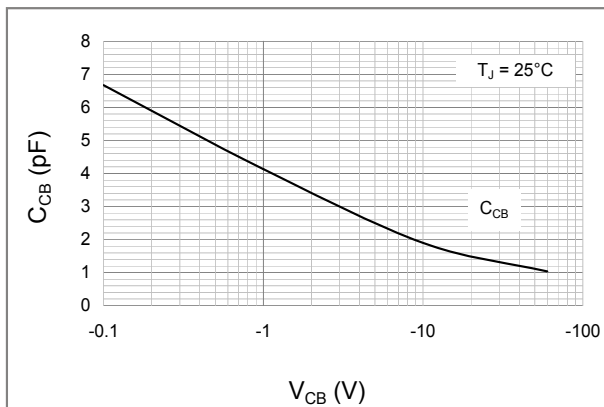


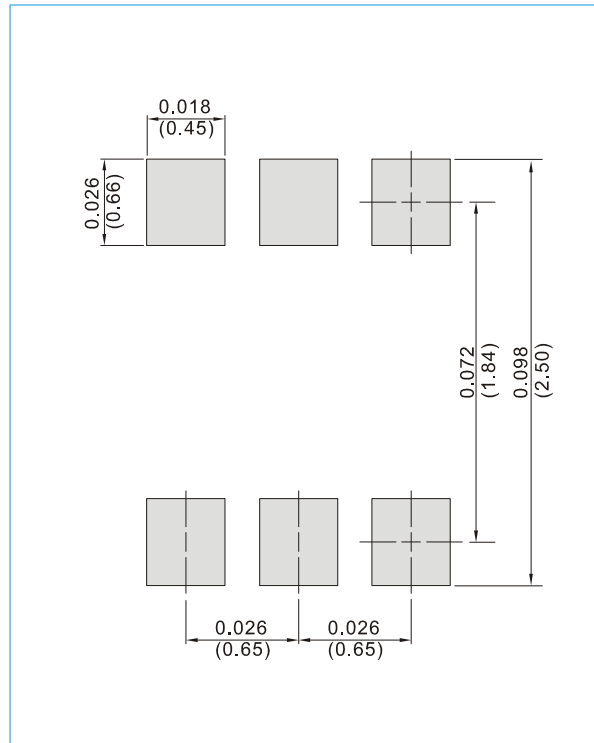
Fig.6 Collector Capacitance VS Collector-Base Voltage

BC856BS

MOUNTING PAD LAYOUT

SOT-363

Unit : inch(mm)



ORDER INFORMATION

- Packing information
 - T/R - 10K per 13" plastic Reel
 - T/R - 3K per 7" plastic Reel

BC856BS

Disclaimer

- Reproducing and modifying information of the document is prohibited without permission from Panjit International Inc..
- Panjit International Inc. reserves the rights to make changes of the content herein the document anytime without notification. Please refer to our website for the latest document.
- Panjit International Inc. disclaims any and all liability arising out of the application or use of any product including damages incidentally and consequentially occurred.
- Panjit International Inc. does not assume any and all implied warranties, including warranties of fitness for particular purpose, non-infringement and merchantability.
- Applications shown on the herein document are examples of standard use and operation. Customers are responsible in comprehending the suitable use in particular applications. Panjit International Inc. makes no representation or warranty that such applications will be suitable for the specified use without further testing or modification.
- The products shown herein are not designed and authorized for equipments requiring high level of reliability or relating to human life and for any applications concerning life-saving or life-sustaining, such as medical instruments, transportation equipment, aerospace machinery et cetera. Customers using or selling these products for use in such applications do so at their own risk and agree to fully indemnify Panjit International Inc. for any damages resulting from such improper use or sale.
- Since Panjit uses lot number as the tracking base, please provide the lot number for tracking when complaining.