

SB230AH

Very Low V_F Schottky Rectifier

| | | | |
|----------------|-------------|----------------|------------|
| Voltage | 30 V | Current | 2 A |
|----------------|-------------|----------------|------------|

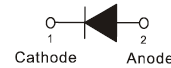
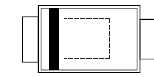
Features

- Very low forward voltage drop
- Fast switching speed
- Surface mount package ideally suited for automatic insertion
- Lead free in compliance with EU RoHS 2.0
- Green molding compound as per IEC 61249 standard

Mechanical Data

- Case : SOD-123HE Package
- Terminals : Solderable per MIL-STD-750, Method 2026
- Approx. Weight : 0.0184 grams

SOD-123HE



Maximum Ratings and Thermal Characteristics ($T_A = 25^\circ\text{C}$ unless otherwise noted)

| PARAMETER | SYMBOL | LIMIT | UNIT |
|---|--------------------------|---------|--------------------|
| Maximum Recurrent Peak Reverse Voltage | V_{RRM} | 30 | V |
| Maximum RMS Voltage | V_{RMS} | 21 | V |
| Maximum DC Blocking Voltage | V_{DC} | 30 | V |
| Maximum Average Forward Rectified Current | $I_{F(AV)}$ | 2 | A |
| Peak Forward Surge Current : 8.3ms single half sine-wave superimposed on rated load | I_{FSM} | 20 | A |
| Typical Thermal Resistance | (Note 1) $R_{\theta JL}$ | 15 | $^\circ\text{C/W}$ |
| | (Note 1) $R_{\theta JC}$ | 20 | |
| | (Note 2) $R_{\theta JA}$ | 185 | |
| Operating Junction Temperature Range | T_J | -55~150 | $^\circ\text{C}$ |
| Storage Temperature Range | T_{STG} | -55~150 | $^\circ\text{C}$ |

SB230AH

Electrical Characteristics (T_A = 25°C unless otherwise noted)

| PARAMETER | SYMBOL | TEST CONDITION | MIN. | TYP. | MAX. | UNIT |
|-------------------------------------|----------------|------------------------|------|------|------|------|
| Forward Voltage | V _F | I _F = 10 mA | - | 0.28 | 0.33 | V |
| | | I _F = 0.5 A | - | 0.40 | 0.45 | |
| | | I _F = 2A | - | 0.48 | 0.53 | |
| | V _F | I _F = 10 mA | - | 0.11 | - | V |
| | | I _F = 0.5 A | - | 0.28 | - | |
| Reverse Current ^(Note 3) | I _R | V _R = 15V | - | 1.9 | 40 | uA |
| | | V _R = 30V | - | 10 | 80 | |
| | I _R | V _R = 15 V | - | 2 | - | mA |
| | | V _R = 30 V | - | 10 | - | |

NOTES :

1. Mounted on a FR4 PCB, single-sided copper, with 100cm² copper pad area.
2. Mounted on a FR4 PCB, single-sided copper, standard footprint.
3. Short duration pulse test used to minimize self-heating effect.

SB230AH

TYPICAL CHARACTERISTIC CURVES

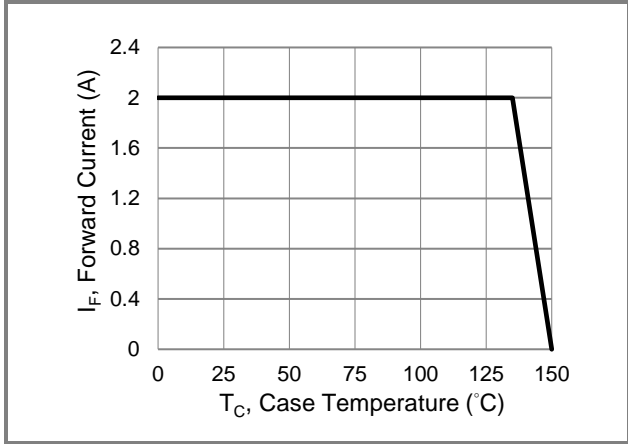


Fig.1 Forward Current Derating Curve

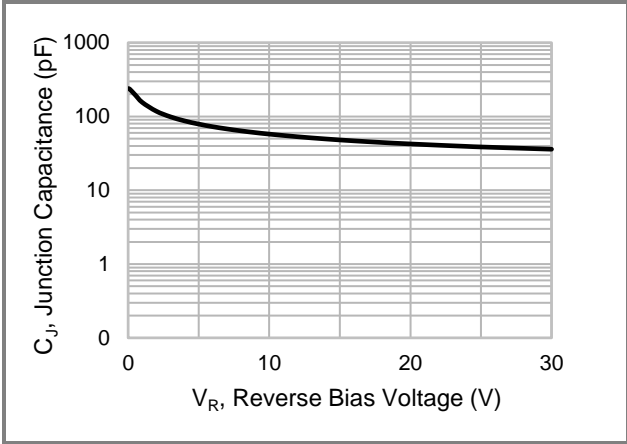


Fig.2 Typical Junction Capacitance

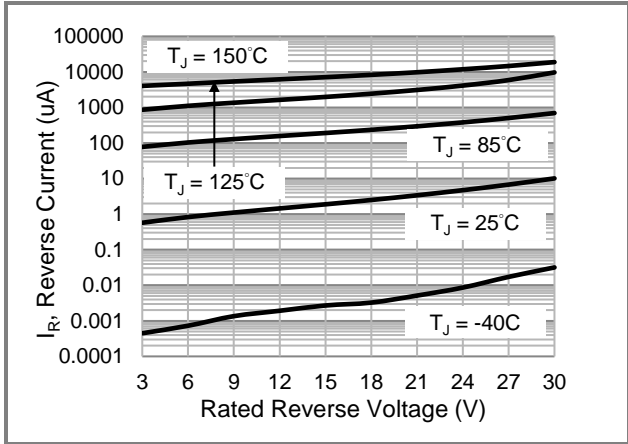


Fig.3 Typical Reverse Characteristics

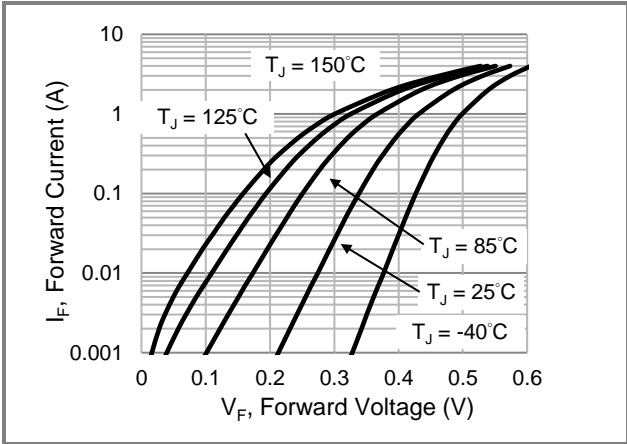


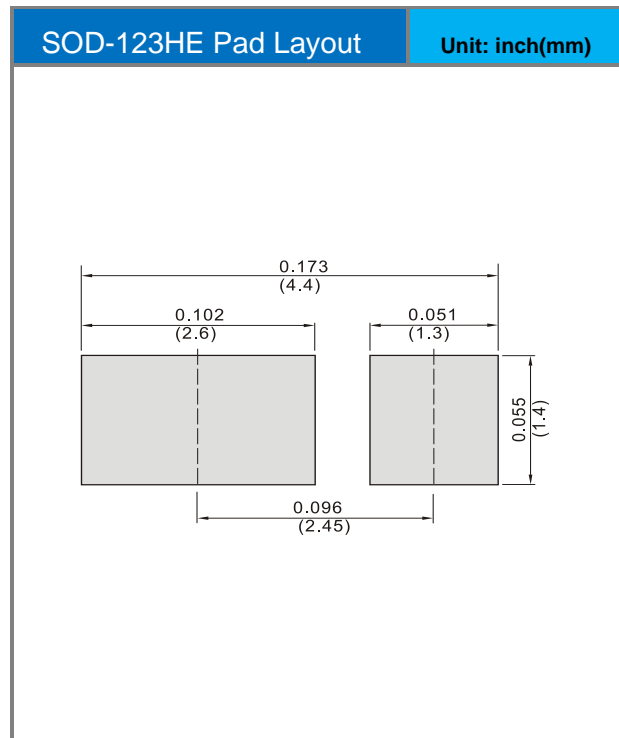
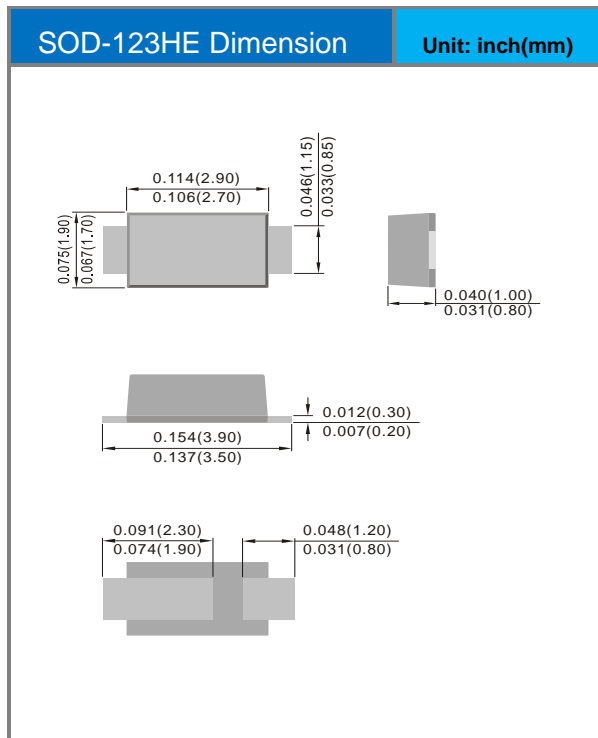
Fig.4 Typical Forward Characteristics

SB230AH

Product and Packing Information

| Part No. | Package Type | Packing Type | Marking |
|----------|--------------|------------------|---------|
| SB230AH | SOD-123HE | 3K pcs / 7" reel | ABF |

Packaging Information & Mounting Pad Layout



SB230AH

Disclaimer

- Reproducing and modifying information of the document is prohibited without permission from PANJIT International Inc..
- PANJIT International Inc. reserves the rights to make changes of the content herein the document follow PCN procedure. Please refer to our website for the latest document.
- PANJIT International Inc. disclaims any and all liability arising out of the application or use of any product including damages incidentally and consequentially occurred.
- PANJIT International Inc. does not assume any and all implied warranties, including warranties of fitness for particular purpose, non-infringement and merchantability.
- Applications shown on the herein document are examples of standard use and operation. Customers are responsible in comprehending the suitable use in particular applications. PANJIT International Inc. makes no representation or warranty that such applications will be suitable for the specified use without further testing or modification.
- The products shown herein are not designed or authorized for equipment relating to human life, life-saving or life-sustaining applications, such as medical instruments, transportation equipment, aerospace machinery, or for other applications intended to cause personal injury. Customers using or selling these products for use in such applications do so at their own risk and agree to fully indemnify PANJIT International Inc. for any damages resulting from such improper use or sale. For additional terms and conditions regarding the use of PANJIT products, please refer to the Terms of Use available on the PANJIT website.
- Since PANJIT uses lot number as the tracking base, please provide the lot number for tracking when complaining.