

PS4313-DFA

Low Capacitance ESD Protection

Voltage

3.3V

Features

- IEC61000-4-2(ESD) : $\pm 15\text{kV}$ Air, $\pm 15\text{kV}$ Contact
- IEC61000-4-4(EFT) : 40A (5/50ns)
- IEC61000-4-5(Lightning) : 6A (8/20uS)
- Low leakage current, maximum of 1uA at rated voltage
- Ultra Low clamping voltage
- Lead free in compliance with EU RoHS 2.0
- Green molding compound as per IEC 61249 standard

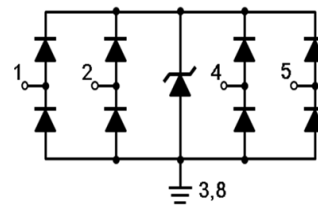
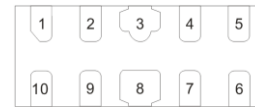

Mechanical Data

- Case : DFN2510A-10L Package
- Terminals : Solderable per MIL-STD-750, Method 2026
- Approx. Weight : 0.003 grams

Applications

- USB 3.0, 3.1 and 3.2
- Notebook/Desktop Computers
- SATA/eSATA interface

DFN2510A-10L



pin 1

Top view

Part Marking	Parameter
433AYWL	433A = Marking Code YWL = Y - Last digit of calendar year W - Weekly L - The latest two digits of wafer lot#

Maximum Ratings

PARAMETER	SYMBOL	VALUE	UNITS
ESD IEC61000-4-2(Air)	V_{ESD}	± 15	kV
ESD IEC61000-4-2(Contact)		± 15	
Operating Junction Temperature Range	T_J	-55 to +125	$^{\circ}\text{C}$
Storage Temperature Range	T_{STG}	-55 to +150	$^{\circ}\text{C}$

PS4313-DFA

Electrical Characteristics

PARAMETER	SYMBOL	TEST CONDITION	MIN.	TYP.	MAX.	UNITS
Reverse Stand-Off Voltage ^(Note 1)	V_{RWM}	I/O Pin to GND	-	-	3.3	V
Reverse Breakdown Voltage	V_{BR}	$I_{BR} = 1\text{mA}$, I/O Pin to GND	5	-	10	V
Forward Voltage	V_F	$I_F = 15\text{mA}$, I/O Pin to GND	-	1	-	V
Reverse Leakage Current	I_R	$V_R = 3.3\text{V}$, I/O Pin to GND	-	0.5	1	μA
Clamping Voltage	V_{CL}	$I_{PP} = 5\text{A}$, $t_P = 8/20\mu\text{s}$, I/O pins to GND	-	3.2	4.2	V
Clamping Voltage TLP ^(Note 2)	V_{CL}	$I_{PP} = 16\text{A}$, $t_P = 100\text{ns}$, I/O Pin to GND	-	4.1	-	V
Off State Junction Capacitance ^(Note 3)	C_J	1.5Vdc Bias, $f = 1\text{MHz}$, I/O Pins to GND	-	0.29	0.34	pF

NOTES :

1. A transient suppressor is selected according to the working peak reverse voltage(V_{RWM}), which should be equal to or greater than the DC or continuous peak operation voltage level.
2. Testing using Transmission Line Pulse (TLP) conditions: $Z_0 = 50\Omega$, $t_P = 100\text{ ns}$.
3. This parameter is guaranteed by design.

PS4313-DFA

TYPICAL CHARACTERISTIC CURVES

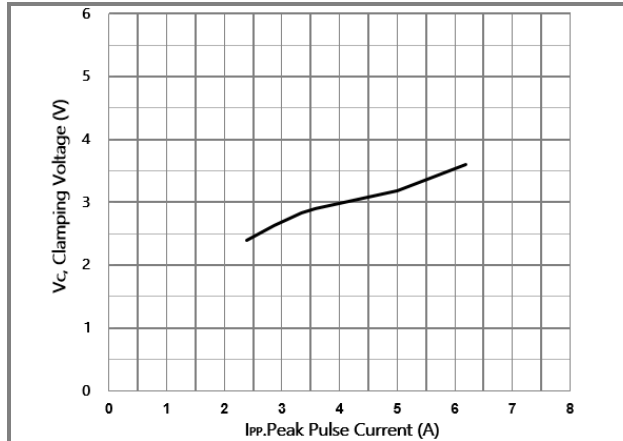


Fig.1 Typical Peak Clamping Voltage

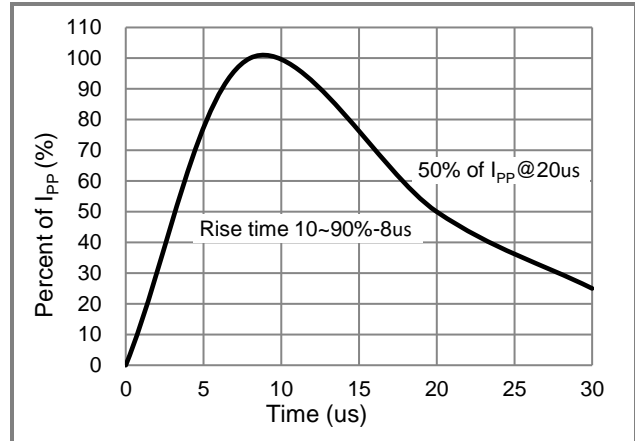


Fig.2 Pulse Waveform

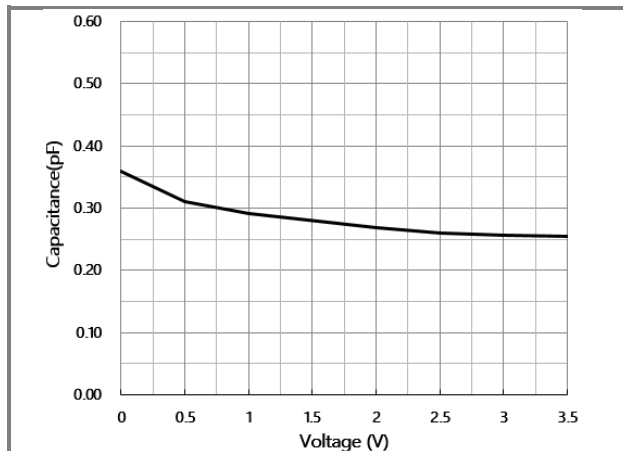


Fig.3 Typical Junction Capacitance

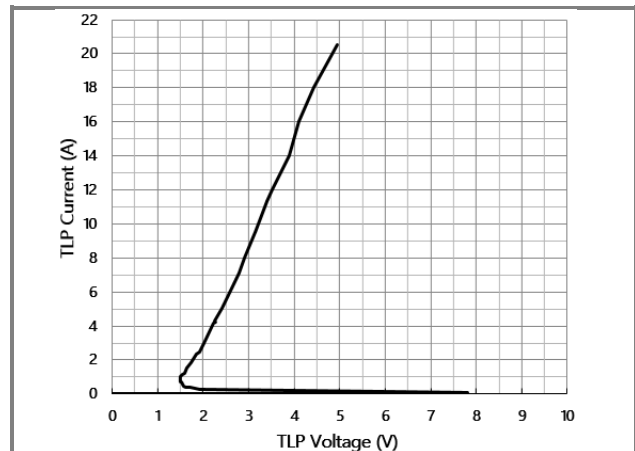


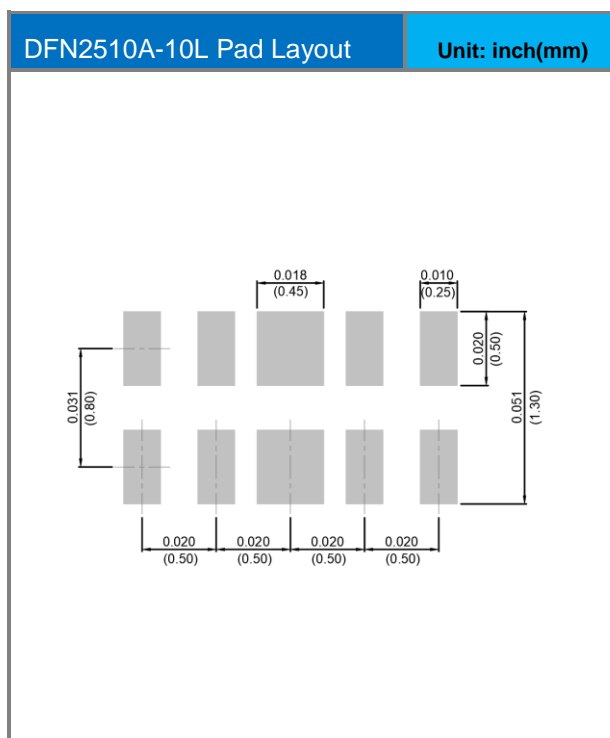
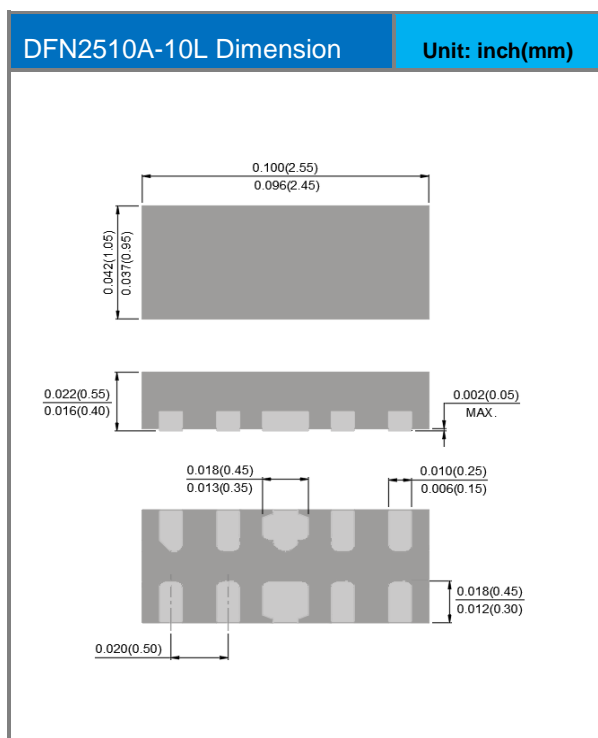
Fig.4 TLP Measurement

PS4313-DFA

Product and Packing Information

Part No.	Package Type	Packing Type	Marking
PS4313-DFA	DFN2510A-10L	3K pcs / 7" reel	433A

Packaging Information & Mounting Pad Layout



PS4313-DFA

Disclaimer

- Reproducing and modifying information of the document is prohibited without permission from Panjit International Inc..
- Panjit International Inc. reserves the rights to make changes of the content herein the document anytime without notification. Please refer to our website for the latest document.
- Panjit International Inc. disclaims any and all liability arising out of the application or use of any product including damages incidentally and consequentially occurred.
- Panjit International Inc. does not assume any and all implied warranties, including warranties of fitness for particular purpose, non-infringement and merchantability.
- Applications shown on the herein document are examples of standard use and operation. Customers are responsible in comprehending the suitable use in particular applications. Panjit International Inc. makes no representation or warranty that such applications will be suitable for the specified use without further testing or modification.
- The products shown herein are not designed and authorized for equipments requiring high level of reliability or relating to human life and for any applications concerning life-saving or life-sustaining, such as medical instruments, transportation equipment, aerospace machinery et cetera. Customers using or selling these products for use in such applications do so at their own risk and agree to fully indemnify Panjit International Inc. for any damages resulting from such improper use or sale.
- Since Panjit uses lot number as the tracking base, please provide the lot number for tracking when complaining.