

PBHV8110DA-AU

NPN Low Vce(sat) Transistor

Voltage

100V

Current

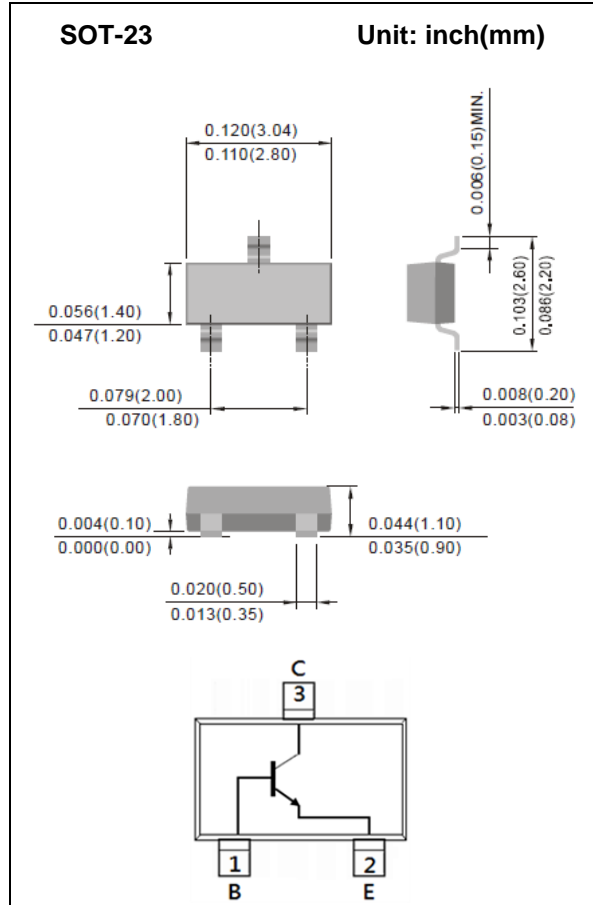
1A

Features

- Silicon NPN epitaxial type
- Low Vce(sat) 0.35V(max)@Ic/Ib= 500mA / 50mA
- High collector current capability
- Excellent DC current gain characteristics
- AEC-Q101 qualified
- Lead free in comply with EU RoHS 2.0
- Green molding compound as per IEC61249 Standard
- PNP complement: PBHV9110DA

Mechanical Data

- Case: SOT-23 Package
- Terminals : Solderable per MIL-STD-750, Method 2026
- Approx. Weight: 0.0003 ounces, 0.009 grams
- Marking: 811



Maximum Ratings and Thermal Characteristics (T_A=25°C unless otherwise noted)

PARAMETER	SYMBOL	LIMIT	UNIT
Collector-Base Voltage	V _{CBO}	120	V
Collector-Emitter Voltage	V _{CEO}	100	V
Emitter-Base Voltage	V _{EBO}	6	V
Collector Current (DC)	I _c	1	A
Collector Current (Pulse)	I _{CP}	3	A
Power Dissipation	P _D	1.25	W
Junction Temperature	T _J	150	°C
Operating Junction and Storage Temperature Range	T _J , T _{STG}	-55~150	°C
Thermal Resistance from Junction to Ambient ^(Note)	R _{θJA}	100	°C/W

Note: Mounted on FR4 PCB at 1 inch square copper pad.

PBHV8110DA-AU

Electrical Characteristics (T_A=25°C unless otherwise noted)

PARAMETER	SYMBOL	TEST CONDITION	MIN.	TYP.	MAX.	UNIT
OFF Characteristics						
Collector-Emitter Breakdown Voltage	BV _{CEO}	I _C = 10mA, I _B = 0A	100	-	-	V
Collector-Base Breakdown Voltage	BV _{CBO}	I _C = 0.1mA, I _E = 0A	120	-	-	V
Emitter-Base Breakdown Voltage	BV _{EBO}	I _E = 0.1mA, I _C = 0A	6	-	-	V
Collector Cutoff Current	I _{CBO}	V _{CB} = 120V, I _E = 0A	-	-	500	nA
Emitter Cutoff Current	I _{EBO}	V _{EB} = 6V, I _C = 0A	-	-	500	nA
ON characteristics						
DC Current Gain (Note1)	h _{FE}	V _{CE} = 2V, I _C = 150mA	140	-	330	-
		V _{CE} = 5V, I _C = 500mA	100	-	300	
		V _{CE} = 5V, I _C = 1A	40	-	-	
Collector-Emitter Saturation Voltage (Note1)	V _{CE(SAT)}	I _C = 0.1A, I _B = 10mA	-	38	120	mV
		I _C = 0.5A, I _B = 50mA	-	117	350	
		I _C = 1A, I _B = 0.1A	-	220	450	
Base-Emitter Saturation voltage (Note1)	V _{BE(SAT)}	I _C = 0.1A, I _B = 10mA	-	-	1.0	V
		I _C = 0.5A, I _B = 50mA	-	-	1.1	
Transition Frequency	f _T	V _{CE} = 5V, I _E = -50mA	100	-	-	MHz
Collector Output Capacitance	C _{OB}	V _{CB} = 10V, I _E = 0A, f=1MHz	-	-	10	pF

Note: 1. Pulse width ≤ 300us, Duty cycle ≤ 2%

PBHV8110DA-AU

TYPICAL CHARACTERISTIC CURVES

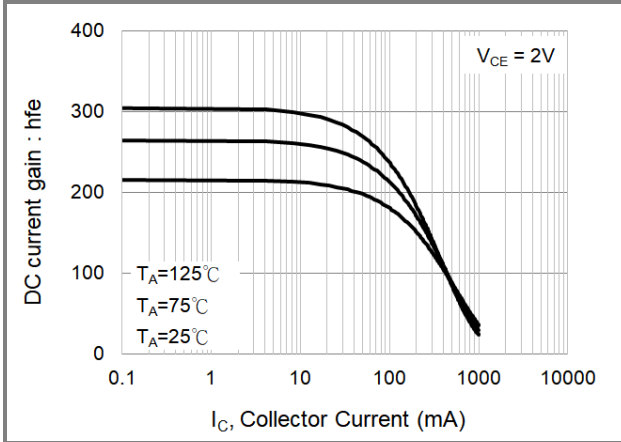


Fig.1 DC Current Gain

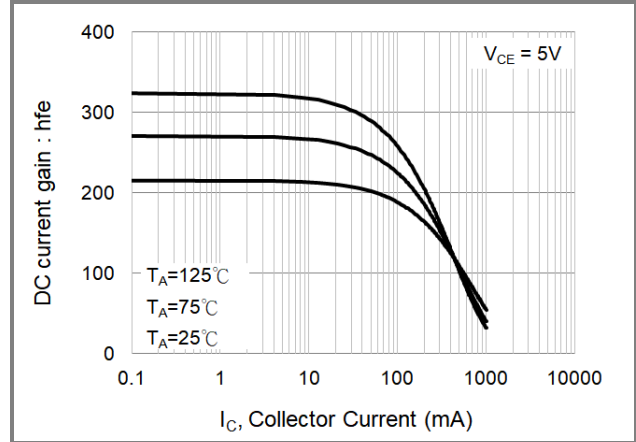


Fig.2 DC Current Gain

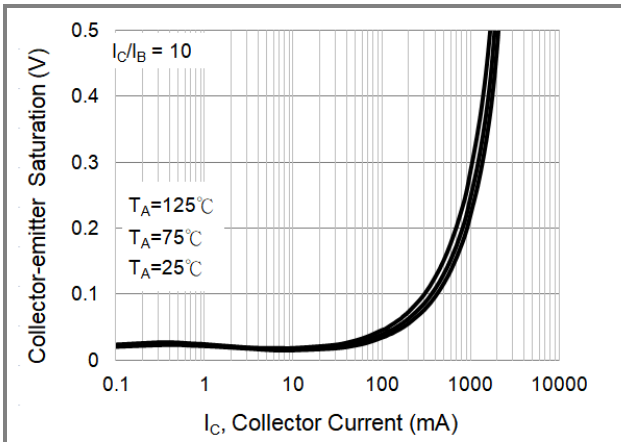


Fig.3 Collector-Emitter Saturation Voltage

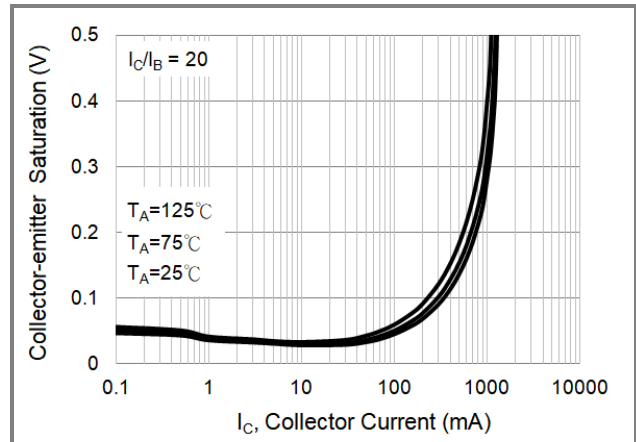


Fig.4 Collector-Emitter Saturation Voltage

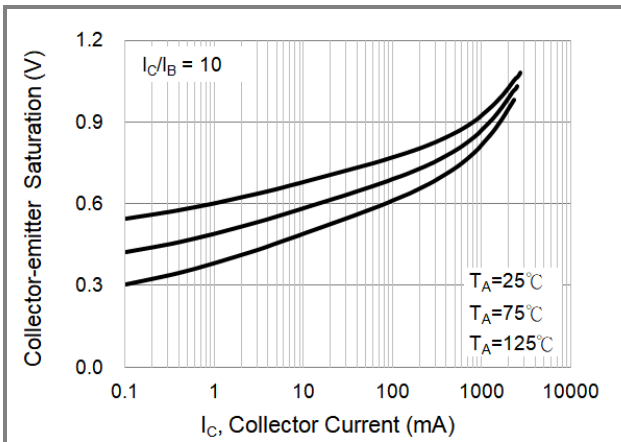


Fig.5 Base-Emitter Saturation Voltage

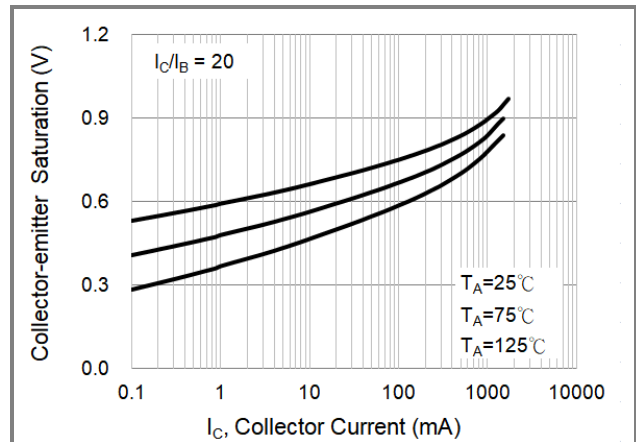
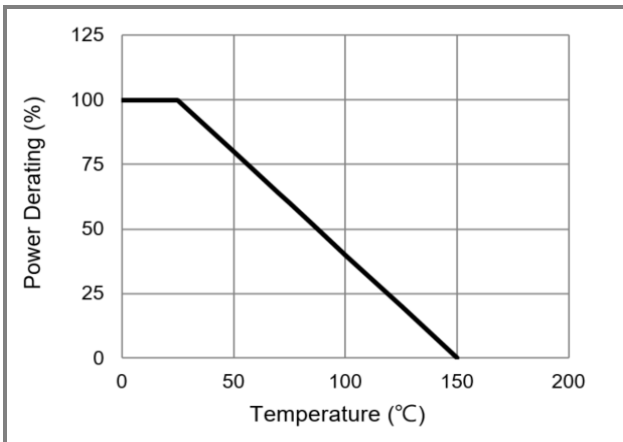
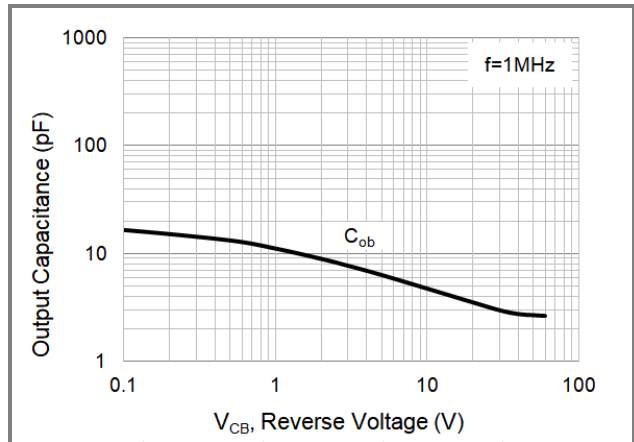
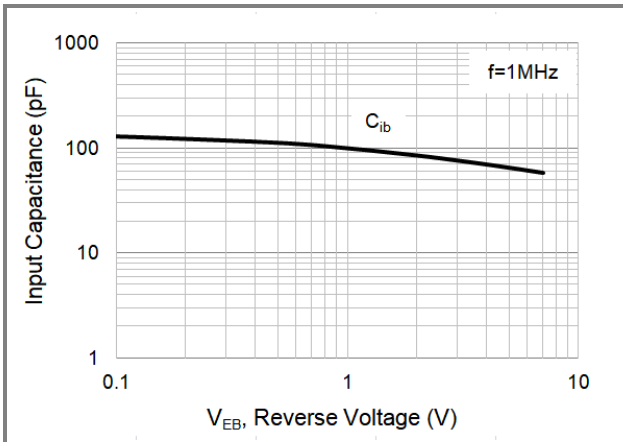
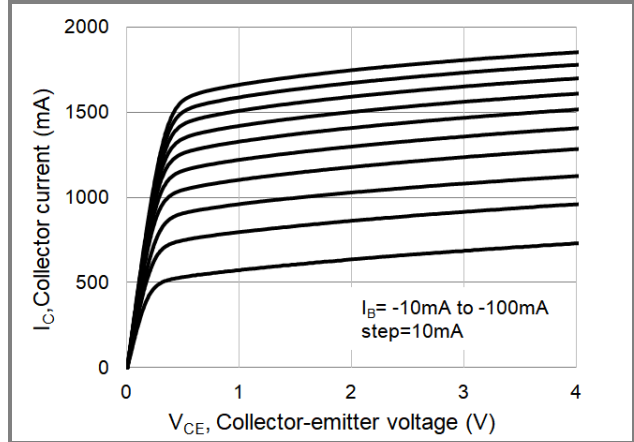
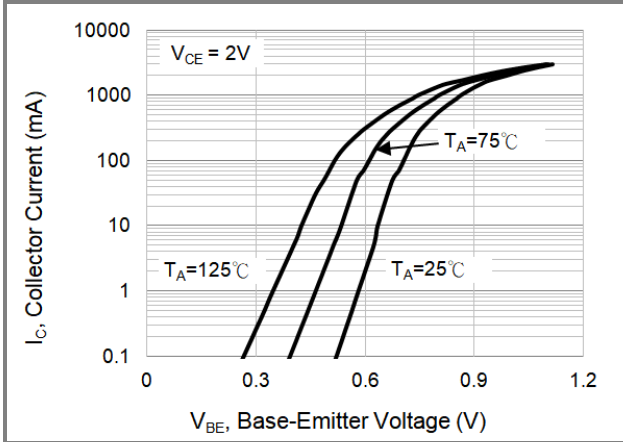


Fig.6 Base-Emitter Saturation Voltage

PBHV8110DA-AU

TYPICAL CHARACTERISTIC CURVES

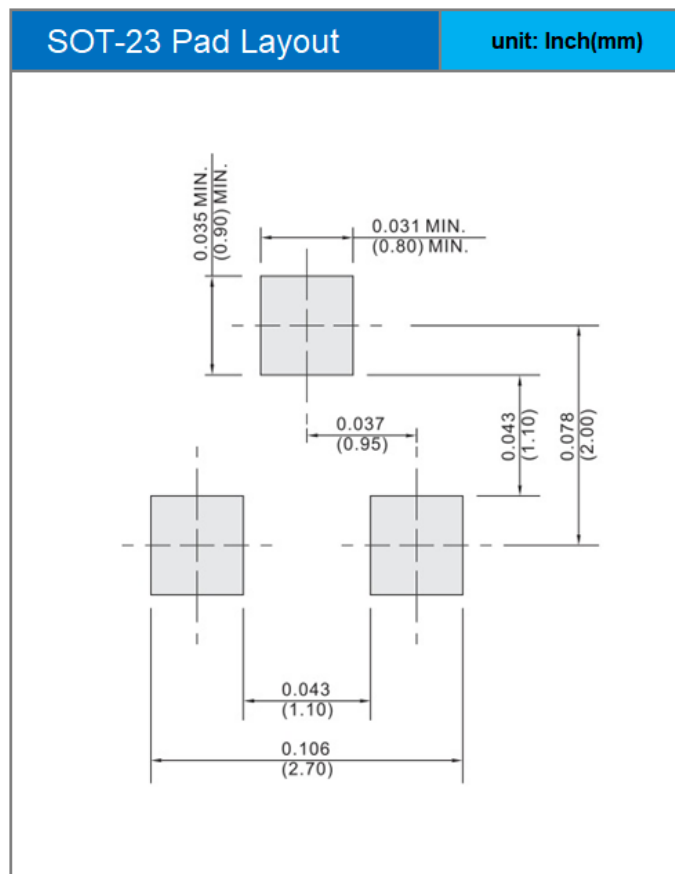


PBHV8110DA-AU

Product and Packing Information

Part No.	Package Type	Packing Type	Marking
PBHV8110DA-AU	SOT-23	3k pcs / 7" reel	811

Mounting Pad Layout



PBHV8110DA-AU

Disclaimer

- Reproducing and modifying information of the document is prohibited without permission from Panjit International Inc..
- Panjit International Inc. reserves the rights to make changes of the content herein the document follow PCN procedure. Please refer to our website for the latest document.
- Panjit International Inc. disclaims any and all liability arising out of the application or use of any product including damages incidentally and consequentially occurred.
- Panjit International Inc. does not assume any and all implied warranties, including warranties of fitness for particular purpose, non-infringement and merchantability.
- Applications shown on the herein document are examples of standard use and operation. Customers are responsible in comprehending the suitable use in particular applications. Panjit International Inc. makes no representation or warranty that such applications will be suitable for the specified use without further testing or modification.
- The products shown herein are not designed and authorized for equipments relating to human life and for any applications concerning life-saving or life-sustaining, such as medical instruments, aerospace machinery et cetera. Customers using or selling these products for use in such applications do so at their own risk and agree to fully indemnify Panjit International Inc. for any damages resulting from such improper use or sale.
- Since Panjit uses lot number as the tracking base, please provide the lot number for tracking when complaining.